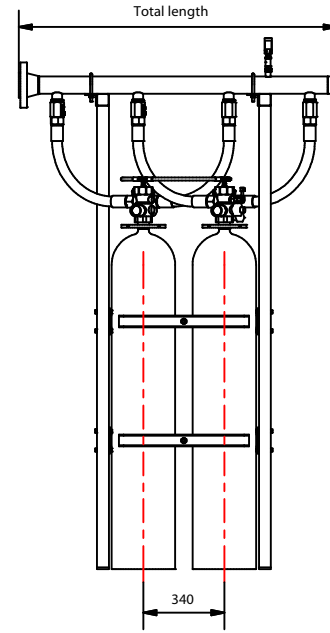
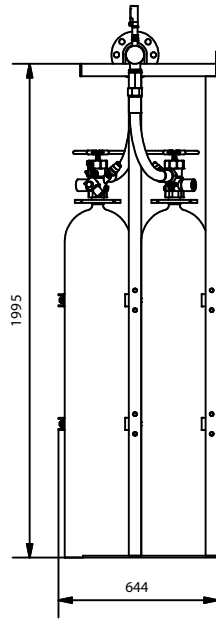
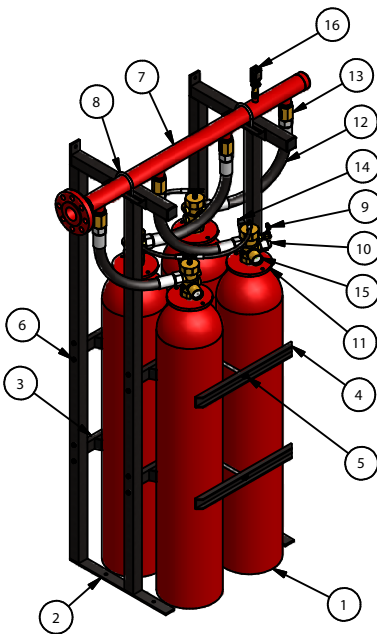




# BATTERIES OF CYLINDERS OF 67 L (DOUBLE ROW)

## AEX/SBFMX67D

Specifications					
Reference	Nº of cylinders	Max. load	Total length (mm)	Manifold outlet	Manifold reference
AEX/SBFM367D	3	231 Kg	1335	Flange 2 1/2"	CF212D3I067
AEX/SBFM467D	4	308 Kg	1350	Flange 3"	CF3D4I067
AEX/SBFM567D	5	385 Kg	1690	Flange 3"	CF3D5I067
AEX/SBFM667D	6	462 Kg	1725	Flange 4"	CF4D6I067
AEX/SBFM767D	7	539 Kg	2065	Flange 4"	CF4D7I067
AEX/SBFM867D	8	616 Kg	2065	Flange 4"	CF4D8I067
AEX/SBFM967D	9	693 Kg	2435	Flange 5"	CF5D9I067
AEX/SBFM1067D	10	770 Kg	2435	Flange 5"	CF5D10I067
AEX/SBFM1167D	11	847 Kg	2775	Flange 5"	CF5D11I067
AEX/SBFM1267D	12	924 Kg	2775	Flange 5"	CF5D12I067
AEX/SBFM1367D	13	1001 Kg	3135	Flange 6"	CF6D13I067
AEX/SBFM1467D	14	1078 Kg	3135	Flange 6"	CF6D14I067
AEX/SBFM1567D	15	1155 Kg	3475	Flange 6"	CF6D15I067
AEX/SBFM1667D	16	1232 Kg	3475	Flange 6"	CF6D16I067
AEX/SBFM1767D	17	1309 Kg	3815	Flange 6"	CF6D17I067
AEX/SBFM1867D	18	1386 Kg	3815	Flange 6"	CF6D18I067
AEX/SBFM1967D	19	1463 Kg	4185	2 Flanges 5"	CF5D19B067
AEX/SBFM2067D	20	1540 Kg	4185	2 Flanges 5"	CF5D20B067



Parts list		Parts list	
Part number	Reference and Description	Part number	Reference and Description
1	BFE67 - Cilindre 67 L	9	AEX/PM160A - Hand lever
2	HP-1995D - Support feet double row 1995	10	AEX/VS24 - Solenoid
3	HTP(x) - Rear crossbar for (x) cilindres	11	BRR112-1 - Flange 1 1/2" for cilindre
4	HTA(x) - Preceding crossbar for(x) cilindres	12	L114N - Discharge flexible hose 1 1/4"
5	HVD - Divider rod for batterie double row	13	AEX/VAR114 - Check valve 1 1/4"
6	TO8M70 - Screws, nuts and washers M8	14	AEX-PC - Closed pressure switch with pressure (optional)
7	VER TABLA - Manifold	15	AEX/M80 - Manometer
8	HA(x) - U-bolt (x) inches	16	AEX-CP1 - Pass contactor (optional)


 Av. Alfonso Peña Boeuf, 6 y 9  
 28022 MADRID - ESPAÑA  
 TEL: +34 913121656  
 FAX: +34 913295820

**DATA SHEET**
**BATTERIES OF CYLINDERS OF 67 L (DOUBLE ROW)**

Description: Complete Cylinder Battery, including manual &amp; electric actuator, pressure gauge, hoses and manifold

Code sheet:	Group sheet:	Reference:	Drawn:	Date:	Revised:	Date:	Review:	Format:
AEX-FTC-04-015	HFC 227 ea	VER TABLA	DCM	25/11/2016	MRC	25/11/2016	1	A4